

Walcha Billy Cart Derby



2019 RULES & SPECIFICATIONS

Overview

The Walcha Billy Cart Derby is an annual event created to bring the community together to celebrate the beginning of spring with a bit of good old-fashioned outdoor fun!

There are 3 Billy Cart classes, being: **Traditional**, **Professional** and **Unlimited**. Details of the different classes are explained below in the **Technical Specifications** section.

Billy Carts of your own design and making may be entered, but if you don't have your own Billy Cart there will be several available to borrow on the day.

Please read this document carefully. If you have any queries, please contact the Walcha Visitor Information Centre on 02 6774 2460 for further details.

Driver Requirements


- All drivers must provide a signed entry form before participating. If a driver is under the age of 18, a parent/guardian of the entrant must sign on their behalf. These forms can be filled out on the day, but it is preferable that they be filled out and submitted prior to the event so we can gauge participation numbers. This form is available at the Walcha Visitor Information Centre or can be downloaded on the Walcha Mountain Festival website. By signing the entry form, the participant and/or their parent/guardian (where applicable) accepts the terms and conditions of entry in to the Walcha Billy Cart Derby and any associated indemnity clauses.
- A Billy Cart driver may enter more than one class
- There are no age limits for entrants, however participants must be able to demonstrate that they can operate any Billy Cart they are racing in a safe manner and are fully able to understand the rules of the races and marshalling procedures.
- Drivers aged 17 and under are exempt from an entry fee.
- Drivers aged 18 and over must pay a \$5 entry fee. This fee will allow you race as many times in as many classes as you qualify for.
- All Billy Carts may have one occupant only.
- An approved Cycling, Equestrian or Motorcycle helmet MUST BE WORN. Gloves must also be worn.
- It is highly recommended that all drivers wear long sleeved shirts, long trousers and fully enclosed footwear. It is also advisable that drivers wear knee/elbow pads and other personal protective equipment to reduce the risk of injury.

Technical Specifications

There are 3 Billy Cart types that may be entered in the Walcha Billy Cart Derby, being: **Traditional**, **Professional** and **Unlimited**.

Traditional Class Specifications

Traditional Class Billy Carts are to be of a standard simple construction, may be made from any material, must have 4 wheels on two axle lines, can have a simple 'apple box' style seat and a simple brake on at least one rear wheel. Steering is by feet on the front axle or by rope or a solid attachment to the front axle.



The dimensions for Traditional Class Billy Carts shall be:

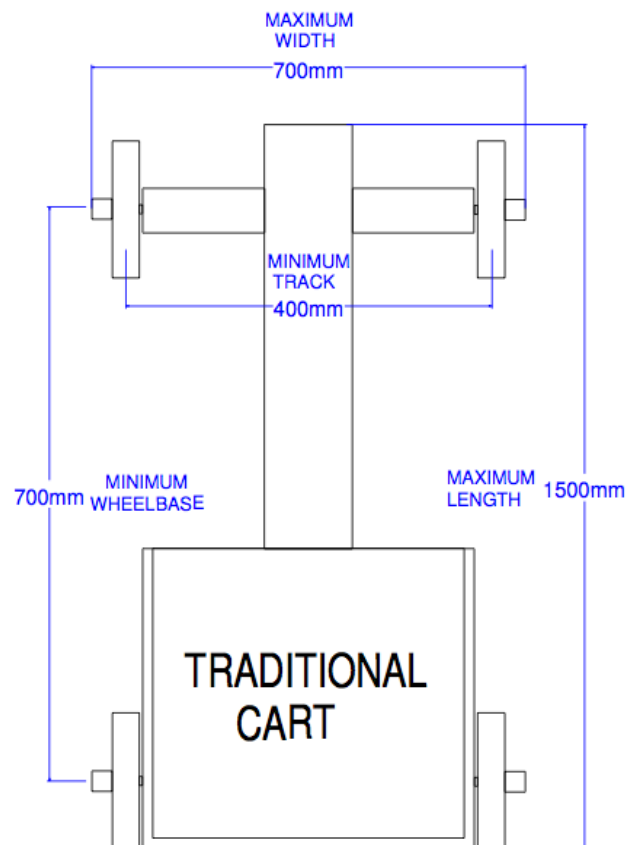
Width (measured at the widest point of the cart, steering straight) - no MORE than 700mm*

Wheel Track (the distance between the centre lines of the wheels) – no LESS than 400mm*

Length (measured from the very front of the cart to the rear) – no MORE than 1500mm*

Wheelbase (measured from the centreline of each axle, steering straight) – no LESS than 700mm*

*Maximum and minimum dimensions must be observed and adhered to, however the cart can be of any other dimension that does not breach the maximum and minimum dimensions for the class.



Professional Class Specifications

Professional Class Billy Carts are of a more modern construction, may be made from any material, must have 4 wheels on two axle lines, must have a functioning steering wheel controlling the steering of the front wheels and must have good working brakes that can operate two wheels.



The dimensions for Pro Class Billy Carts shall be:

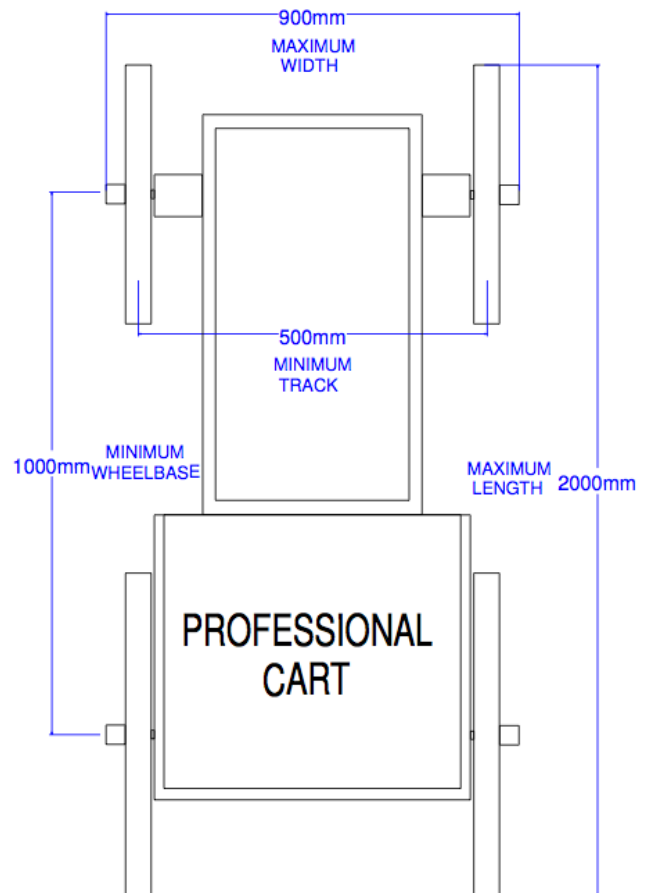
Width (measured at the widest point of the cart, steering straight) - no MORE than 900mm*

Wheel Track (the distance between the centre lines of the wheels) – no LESS than 500mm*

Length (measured from the very front of the cart to the very rear, including tow points) – no MORE than 2000mm*

Wheelbase (measured from the centre line of each axle, steering straight) – no LESS than 1000mm*

*Maximum and minimum dimensions MUST be observed and adhered to, however the cart can be of any other dimension that does not breach the maximum and minimum dimensions for the class.



Unlimited Class Specifications

Unlimited Class Billy Carts have only one design limitation, they MUST have at least 3 wheels to preclude people entering bikes. Other than that there are no design limitations, but the vehicle must have working brake and steering systems. Trikes and other non-traditional style vehicles may be entered in this class, however these vehicles will not be permitted to be launched from the drop-down starting system and will not qualify for prize money, but an award for most creative vehicle will be presented.

Additional Technical Specifications

The following applies to all classes:

- Tow points. All carts should have front and rear towing points for attachment to the quad bike towing system. An M10 (or larger) eye-bolt affixed to the front and rear of the cart is preferable, but if the cart has bumpers that can have chains affixed that will also suffice. (If your cart doesn't have a tow point you will have to push it up the hill yourself...)
- No propulsion system of any kind is allowed on any class of cart.
- Any part of a cart that appears to carry unnecessary ballast will not be able to participate unless said ballast is removed.
- Care should be taken to ensure all carts have no sharp edges or protrusions that can cause injury.
- All carts, regardless of the class, will be scrutineered prior to the event. Along with dimensions related to class, all wheels, wheel retention systems, seating, braking and steering systems will be assessed along with general sturdiness. If it is deemed a cart is not safe it will be illegible to race. Modifications may be made on the day for compliance.



EYE-BOLT
Must be attached
for safe towing

A quick note on design. It is advisable that all carts are designed to have the lowest centre-of-gravity possible.

Race Procedure

- All billy carts will commence from a stationary start with the driver seated in the cart.
- All races will start from the drop-down launcher where applicable.
- Only 2 carts will race at any one time.
- All carts will be given a qualifying run for parity assessment.
- All races are knock-out style, with each winner moving up the ladder until a final winner is declared in each class.
- The driver must remain seated throughout the race.
- No pedalling, pushing, paddling or propulsion of any kind is allowed.
- Drivers are not to go beyond the designated racing or marshalling areas.



A billy cart or driver may be disqualified at any time at the discretion of the Chief Steward.
All judges' decisions are final on the day!

Good luck and may the best Billy Cart win!